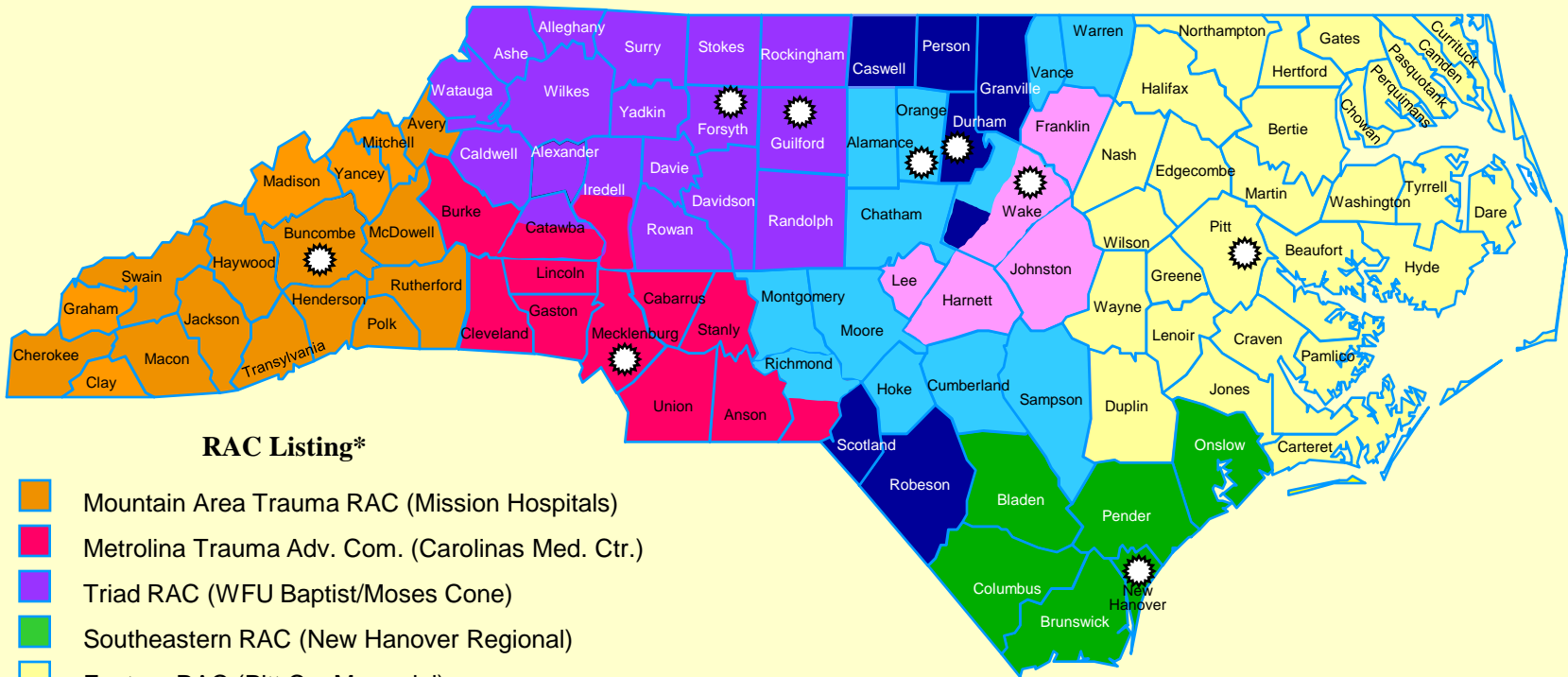











# Regional Advisory Committee (RAC) Affiliations by Hospitals

## July 2009



### RAC Listing\*

-  Mountain Area Trauma RAC (Mission Hospitals)
-  Metrolina Trauma Adv. Com. (Carolinas Med. Ctr.)
-  Triad RAC (WFU Baptist/Moses Cone)
-  Southeastern RAC (New Hanover Regional)
-  Eastern RAC (Pitt Co. Memorial)
-  Duke RAC (Duke Univ. Hospital)
-  MidCarolina Trauma RAC (UNC)
-  Capital RAC (WakeMed)
-  Indicates a Level I or II Trauma Center

\* A county's RAC is determined by its hospital's RAC selection or, if no hospital in the county, by selection of a RAC by the primary EMS provider. A county with different colors indicates two or more hospitals with different RAC affiliations.